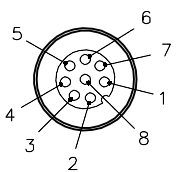
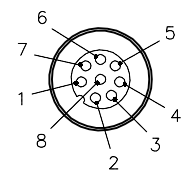


FEMALE END VIEW (J1)

MALE END VIEW (P1)



- 1 = WHITE
- 2 = BROWN
- 3 = GREEN
- 4 = YELLOW
- 5 = GRAY
- 6 = PINK
- 7 = BLUE
- 8 = RED

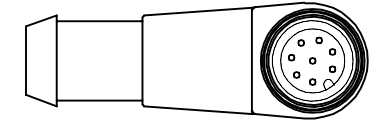
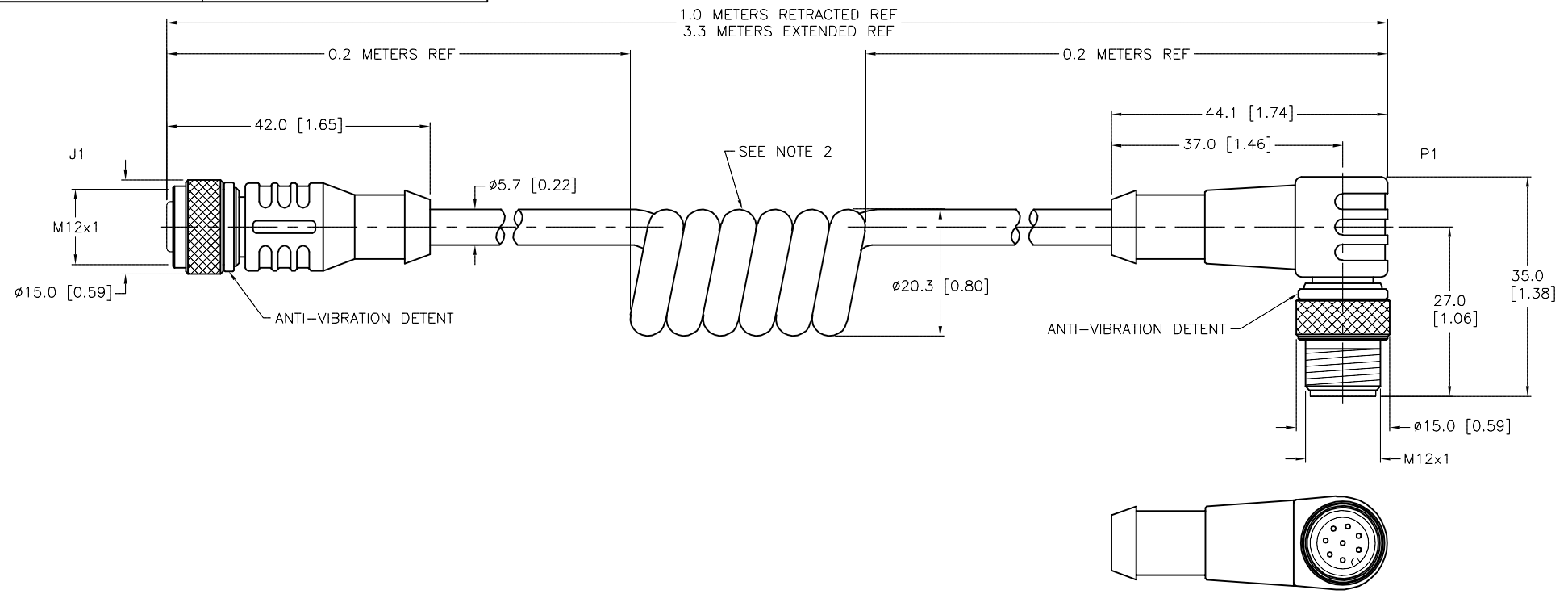


- 1 = WHITE
- 2 = BROWN
- 3 = GREEN
- 4 = YELLOW
- 5 = GRAY
- 6 = PINK
- 7 = BLUE
- 8 = RED



SPECIFICATIONS

CONTACT CARRIER MATERIAL	NYLON OR TPU
MOLDED HEAD MATERIAL/COLOR	TPU/YELLOW
CONTACT MATERIAL/PLATING	BRASS/GOLD
COUPLING NUT MATERIAL/PLATING	BRASS/NICKEL
RATED CURRENT [A]	2.0 A
RATED VOLTAGE [V]	60 VAC/75 VDC
OUTER JACKET MATERIAL/COLOR	TPU/GRAY
CONDUCTOR INSULATION MATERIAL	PVC
NUMBER OF CONDUCTORS [AWG]	8x24 AWG
TEMPERATURE RANGE	-40°C to +90°C (-40°F to +194°F)
PROTECTION CLASS	MEETS NEMA 1,3,4,6P AND IEC IP68



SOURCE DRAWING - FOR REFERENCE ONLY

- NOTES:
- "/S90" DESIGNATES THERMOPLASTIC POLYURETHANE (TPU) CABLE.
 - NUMBER OF COILS IS REFERENCE ONLY.

RELATED DOCUMENTS		3RD ANGLE PROJECTION		THIS DRAWING IS CONFIDENTIAL AND THE PROPERTY OF TURCK INC. USE OF THIS DOCUMENT WITHOUT WRITTEN PERMISSION IS PROHIBITED.		3000 CAMPUS DRIVE MINNEAPOLIS, MN 55441 1-800-544-7769 (763) 553-7300 (763) 553-0708 fax www.turck.us	
1.				DRFT	RWC	DATE	07/07/08
2.				APVD		SCALE	1=1.0
3.		ALL DIMENSIONS DISPLAYED ON THIS DRAWING ARE FOR REFERENCE ONLY		UNIT OF MEASUREMENT		DESCRIPTION RKC 8T-3.3-WSC 8T/S90-SP	
4.				MILLIMETER [INCH]			
MATERIAL		CONTACT TURCK FOR MORE INFORMATION		IDENTIFICATION NO.		REV	
SEE SPECIFICATIONS				U2-03930		E	
FINISH		DO NOT SCALE THIS DRAWING		FILE: U2-03930		SHEET 1 OF 1	
SEE SPECIFICATIONS							

E	UPDATED TEMP RANGE	ER	10/29/19	75367
REV	DESCRIPTION	BY	DATE	ECO NO.